


# How to Catch a Leprechaun: Secrets from the Emerald Isle



## How to Catch a Leprechaun by Adam Wallace

★★★★☆ 4.8 out of 5

Language : English

File size : 4926 KB

Print length : 32 pages

Screen Reader: Supported

FREE

DOWNLOAD E-BOOK



Leprechauns, those elusive creatures of Irish folklore, have captivated imaginations for centuries. With their mischievous nature and hidden pots of gold, they have become synonymous with luck and the celebration of Saint Patrick's Day. But what if you could catch a leprechaun? What secrets would you uncover?

In this comprehensive guide, we will delve into the ancient art of leprechaun catching. We will explore the myths and legends surrounding these creatures, their habits and hiding places, and the tools and techniques you need to successfully capture one.

## **Chapter 1: The Nature of the Leprechaun**

Leprechauns are small, solitary creatures with a mischievous nature. They are said to be descended from the Tuatha Dé Danann, an ancient race of Irish gods and goddesses. Leprechauns are skilled craftsmen, particularly in the art of shoemaking, and they are often depicted with a hammer and apron.

According to legend, leprechauns have a hidden pot of gold at the end of a rainbow. If you can catch a leprechaun, you can demand his gold as a ransom. However, be warned: leprechauns are cunning and clever, and they will do everything in their power to avoid being caught.

## **Chapter 2: Finding a Leprechaun**

The first step to catching a leprechaun is finding one. Leprechauns are most commonly found in rural areas, particularly in Ireland. They prefer to live in secluded places, such as forests, fields, and caves.

Leprechauns are often active around sunrise and sunset. They are also known to be attracted to the sound of music and dancing. If you are lucky, you may be able to spot a leprechaun by following these clues.

### **Chapter 3: Capturing a Leprechaun**

Once you have located a leprechaun, the next step is to capture it. This is no easy task, as leprechauns are known for their speed and agility. However, there are a few tools and techniques that you can use to increase your chances of success.

- **A four-leaf clover:** Four-leaf clovers are said to be lucky, and they are also believed to be effective in attracting leprechauns. If you can find a four-leaf clover, place it in your shoe or pocket before setting out to hunt for a leprechaun.
- **A silver coin:** Leprechauns are said to be drawn to silver coins. If you have a silver coin, toss it over your shoulder as you are walking through a field or forest. If a leprechaun is nearby, he is likely to come out of hiding to retrieve the coin.
- **A net:** A net can be an effective way to capture a leprechaun. If you can find a small net, spread it out on the ground in a secluded spot. Sprinkle some gold dust or glitter around the net to attract the leprechaun. If he steps onto the net, you can quickly close it and trap him.
- **A trap:** A trap can also be an effective way to capture a leprechaun. You can build a simple trap using a box or a cage. Place some bait inside the trap, such as a pot of gold or a piece of jewelry. If a leprechaun is nearby, he is likely to enter the trap to steal the bait.

## Chapter 4: Interrogating a Leprechaun

Once you have captured a leprechaun, the next step is to interrogate him. This can be a tricky task, as leprechauns are known for their trickery and deceit. However, there are a few tips that you can follow to increase your chances of success.

- **Be firm but fair:** Leprechauns are more likely to cooperate if you are firm but fair in your dealings with them. Do not threaten or bully the leprechaun, but do not let him take advantage of you either.
- **Ask direct questions:** When you are questioning a leprechaun, ask direct questions and avoid vague or general inquiries. For example, instead of asking "Where is your pot of gold?", ask "What is the exact location of your pot of gold?".
- **Be prepared for trickery:** Leprechauns are known for their trickery, so be prepared for them to try to deceive you. Do not trust anything they say at face value, and always verify their information before you act on it.

## Chapter 5: The Rewards of Catching a Leprechaun


If you are successful in catching a leprechaun, you will be rewarded with a pot of gold. However, the gold is not the only reward you will receive. You will also gain the leprechaun's friendship and loyalty. Leprechauns are known for their magical powers, and they can be a valuable asset to have on your side.

In addition to the gold and the leprechaun's friendship, you will also gain the respect of the other members of the fairy community. Catching a

leprechaun is a rare and prestigious achievement, and it will earn you the admiration of your peers.

Catching a leprechaun is a challenging but rewarding experience. It requires patience, skill, and a bit of luck. However, if you are successful, you will be rewarded with a pot of gold, the leprechaun's friendship, and the respect of the fairy community.

So, what are you waiting for? Set out on your adventure today and see if you can catch a leprechaun!



### **How to Catch a Leprechaun** by Adam Wallace


★★★★☆ 4.8 out of 5

Language : English

File size : 4926 KB


Print length : 32 pages

Screen Reader : Supported



### **Stronger: Forty Days of Metal and Spirituality**

A 40-day devotional that explores the intersection of heavy metal music and Christian spirituality. Stronger is a 40-day devotional that...



## The Work of Alberto Leonardo Barton Rutgers Global Health

Who is Alberto Leonardo Barton Rutgers Global Health? Alberto Leonardo Barton Rutgers Global Health is a leading expert in global...