


How to Draw London: The Ultimate Guide to Capturing the Spirit of the City



How to Draw London by Mark Bergin

★★★★★ 5 out of 5

Language : English

File size : 23780 KB

Screen Reader : Supported

Print length : 32 pages



London is a city that has inspired artists for centuries. Its iconic landmarks, vibrant streets, and hidden gems make it a perfect subject for drawing. But how do you capture the spirit of this great city on paper? In this comprehensive guide, artist Mark Bergin shares his secrets for drawing London like a pro.

Step 1:

Gather Your Materials

The first step to drawing London is to gather your materials. You will need:

- A pencil
- A sketchbook
- An eraser
- A ruler (optional)

- A compass (optional)

Step 2:

Choose Your Subject

Once you have your materials, it's time to choose your subject. London is full of potential drawing subjects, so take your time and explore the city until you find something that inspires you. It could be a famous landmark, a bustling street, or a hidden gem.

Step 3:

Sketch Your Subject

Once you have chosen your subject, it's time to start sketching. Start by drawing the basic shapes of your subject. Don't worry about getting it perfect at this stage, just focus on capturing the overall form.

Step 4:

Add Details

Once you have the basic sketch, you can start to add details. This is where you can really capture the character of your subject. Pay attention to the textures, patterns, and shadows.

Step 5:

Finish Your Drawing

Once you are happy with the details, it's time to finish your drawing. This could involve adding color, shading, or highlights. The finishing touches will

bring your drawing to life.

Tips for Drawing London

Here are a few tips to help you draw London like a pro:


- Use a variety of pencil strokes to create different textures.
- Pay attention to the light and shadow.
- Don't be afraid to experiment.
- Take your time and enjoy the process.

Resources for Drawing London

Here are a few resources that you may find helpful for drawing London:

- How to Draw London by Mark Bergin
- How to Draw London by Drawize
- How to draw London in 10 easy steps by The Guardian

Drawing London is a great way to capture the spirit of this great city. With a little practice, you can learn to draw London like a pro. So what are you waiting for? Get started today!



How to Draw London by Mark Bergin

★★★★★ 5 out of 5

Language : English


File size : 23780 KB

Screen Reader : Supported

Print length : 32 pages


FREE

DOWNLOAD E-BOOK



Stronger: Forty Days of Metal and Spirituality

A 40-day devotional that explores the intersection of heavy metal music and Christian spirituality. Stronger is a 40-day devotional that...



The Work of Alberto Leonardo Barton Rutgers Global Health

Who is Alberto Leonardo Barton Rutgers Global Health? Alberto Leonardo Barton Rutgers Global Health is a leading expert in global...