


# Learn to Draw 101 Fun People: Your Ultimate Guide to Simple Step-by-Step Drawings for Kids

Are you looking for a fun and easy way to teach your child to draw? Our book, Learn to Draw 101 Fun People, is the perfect solution! With simple step-by-step instructions, your child will be able to draw all sorts of fun and exciting people, from animals and insects to princesses and superheroes.



## How to Draw People for Kids Ages 4-8: Learn to Draw 101 Fun People with Simple Step by Step Drawings for Children (How To Draw For Kids Step-By-Step)

by Adrian Laurent

★★★★☆ 4.7 out of 5

Language : English

File size : 8796 KB

Print length : 32 pages

Lending : Enabled

Screen Reader: Supported



Our book is perfect for kids of all ages, and it's a great way to encourage creativity and imagination. With over 100 easy-to-follow drawing lessons, your child will be able to master the basics of drawing in no time.

So what are you waiting for? Free Download your copy of Learn to Draw 101 Fun People today and start teaching your child to draw like a pro!

## What's Inside Learn to Draw 101 Fun People?

- Over 100 easy-to-follow drawing lessons
- Step-by-step instructions for drawing all sorts of fun and exciting people
- Tips and tricks for making your drawings look their best
- A variety of drawing activities to keep your child entertained for hours

### **Why Choose Learn to Draw 101 Fun People?**

- It's the perfect way to teach your child to draw
- It's fun and easy to use
- It's great for kids of all ages
- It's a great way to encourage creativity and imagination

### **Free Download Your Copy Today!**

Don't wait any longer to Free Download your copy of Learn to Draw 101 Fun People. It's the perfect way to teach your child to draw and have some fun along the way.

Free Download Now


### **Testimonials**

"My son loves this book! He's been drawing all sorts of fun people, and it's really helped him to improve his drawing skills." - Sarah, mother of a 6-year-old boy

"I'm a teacher, and I use this book in my classroom. My students love it! It's a great way to teach them the basics of drawing and to encourage their

creativity." - Jessica, teacher

"I'm an artist, and I've been using this book to help my daughter learn to draw. It's a great resource, and it's really helped her to develop her artistic skills." - Emily, artist



## How to Draw People for Kids Ages 4-8: Learn to Draw 101 Fun People with Simple Step by Step Drawings for Children (How To Draw For Kids Step-By-Step)

by Adrian Laurent

★★★★☆ 4.7 out of 5


Language : English

File size : 8796 KB

Print length : 32 pages

Lending : Enabled

Screen Reader : Supported



## Stronger: Forty Days of Metal and Spirituality

A 40-day devotional that explores the intersection of heavy metal music and Christian spirituality. Stronger is a 40-day devotional that...



## The Work of Alberto Leonardo Barton Rutgers Global Health

Who is Alberto Leonardo Barton Rutgers Global Health? Alberto Leonardo Barton Rutgers Global Health is a leading expert in global...