


The Complete and Easy Guide to Buying on Your iPhone or iPad in Under Two Minutes

In today's fast-paced world, it's more important than ever to be able to shop quickly and easily on your mobile devices. With the iPhone and iPad, you can buy anything you want in just a few taps. But if you're new to mobile shopping, it can be a bit daunting. That's why we've put together this comprehensive guide to show you how to buy on your iPhone or iPad in under two minutes.



How to buy Kindle books on your iPhone or iPad: A complete and easy guide on how to buy kindle books on your iPhone or iPad in under two and a half minutes.

(Kindle Mastery Book 6) by Alex G. Rasiwas

★★★★☆ 4 out of 5

Language : English
File size : 136 KB
Text-to-Speech : Enabled
Enhanced typesetting : Enabled
Print length : 7 pages
Lending : Enabled
Screen Reader : Supported



Step 1: Find the item you want to buy

The first step is to find the item you want to buy. You can do this by searching for it in the App Store or by visiting the website of the retailer you want to buy from. Once you've found the item, tap on it to open the product page.

Step 2: Add the item to your cart

Once you're on the product page, tap on the "Add to Cart" button. This will add the item to your shopping cart. You can continue shopping and add more items to your cart, or you can tap on the "Checkout" button to proceed to checkout.

Step 3: Enter your shipping and payment information

On the checkout page, you'll need to enter your shipping and payment information. If you're a new customer, you'll need to create an account. Once you've entered your information, tap on the "Place Free Download" button.

Step 4: Confirm your Free Download


On the confirmation page, you'll see a summary of your Free Download. Tap on the "Confirm Free Download" button to complete your Free Download. You'll receive an email confirmation shortly after your Free Download is complete.

Tips for buying on your iPhone or iPad

* **Use the App Store to find apps and games.** The App Store is a great place to find apps and games for your iPhone or iPad. You can search for apps by category, or you can browse the featured apps. * **Take advantage of in-app Free Downloads.** Many apps offer in-app Free Downloads, which allow you to buy additional features or content. In-app Free Downloads are a great way to extend the functionality of your favorite apps. * **Use Apple Pay to make Free Downloads.** Apple Pay is a secure and convenient way to make Free Downloads on your iPhone or iPad. You can use Apple Pay to buy anything from apps and games to physical goods. *

****Track your Free Downloads.**** You can track your Free Downloads in the App Store or on the website of the retailer you bought from. This is a great way to stay updated on the status of your Free Download.

Buying on your iPhone or iPad is quick and easy. With just a few taps, you can buy anything you want in under two minutes. So what are you waiting for? Start shopping today!




How to buy Kindle books on your iPhone or iPad: A complete and easy guide on how to buy kindle books on your iPhone or iPad in under two and a half minutes.

(Kindle Mastery Book 6) by Alex G. Rasiwas

★★★★☆ 4 out of 5


Language : English
File size : 136 KB
Text-to-Speech : Enabled
Enhanced typesetting : Enabled
Print length : 7 pages
Lending : Enabled
Screen Reader : Supported





Stronger: Forty Days of Metal and Spirituality

A 40-day devotional that explores the intersection of heavy metal music and Christian spirituality. Stronger is a 40-day devotional that...



The Work of Alberto Leonardo Barton Rutgers Global Health

Who is Alberto Leonardo Barton Rutgers Global Health? Alberto Leonardo Barton Rutgers Global Health is a leading expert in global...